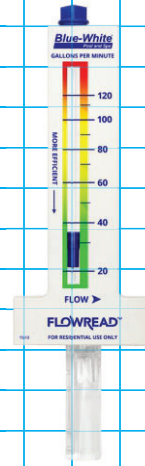


FLOWREAD[™]

Pump Efficiency Meter

The perfect tool to dial in variable speed pool pumps
 Clear, easy to read scale in gallons per minute
 Optimize energy savings
 Improve water quality
 Installs in 2 minutes or less



Features:

- 1-1/2" to 2-1/2" pipe sizes
- Flow rates from 10-150 GPM
- Resistant PVDF internal float material
- One piece machined acrylic body
- Mounts to existing pipe. No unions or adapters required.
- Mounting clamps and gasket included.

Specifications:

Pipe Requirements: IPS inch pipe size (ASTM-D-1785)
 Max. Bar (PSI): 75 PSI (5.2 bar) @ 70° F (21° C)
 Accuracy: 5%
 Power requirement: No power required.

Fluid temp. range:32° to 190° F / 0 to 88° C @ 0 PSI
 Ambient temp. range:0° to 110° F / -18° to 43° C
 NOTE: Temperature & Pressure ratings of meter only. Actual pipe rating may vary.
 Approximate shipping weight:.....1 lb (0.45 kg)

Materials of Construction:

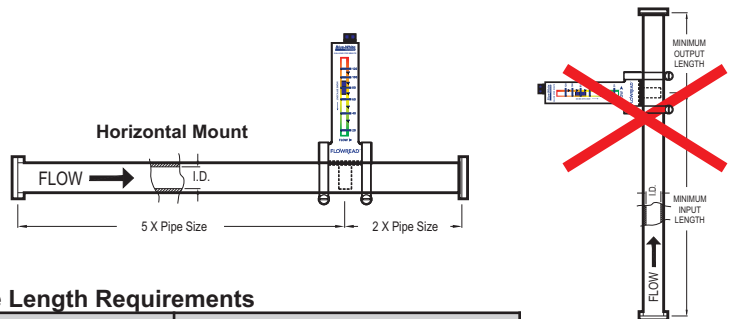
Meter Body:Cast Acrylic
 Float:PVDF
 Gasket: Neoprene
 Pipe Clamp:316 series Stainless Steel

Installation Requirements:

Minimum Straight Pipe Length Requirements

The meter's accuracy is affected by disturbances such as pumps, elbows, tees, valves, etc., in the flow stream. Install the meter in a straight run of pipe as far as possible from any disturbances. The distance required for accuracy is 5 times the nominal pipe diameter before the meter and 2 times the nominal pipe diameter after the meter.

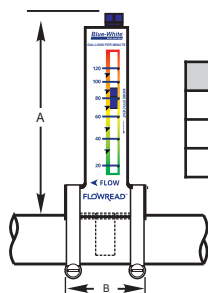
NOTE: The meter is rated for indoor and outdoor use.



Example of Minimum Straight Pipe Length Requirements

Model	Nominal Pipe Diameter	Minimum Inlet Pipe Length	Minimum Outlet Pipe Length
R-315	1-1/2 inches	7-1/2 inches (5 x 1-1/2")	3 inches (2 x 1-1/2")
R-320	2 inches	10 inches (5 x 2")	4 inches (2 x 2")
R-325	2-1/2 inches	12-1/2 inches (5 x 2-1/2")	5 inches (2 x 2-1/2")

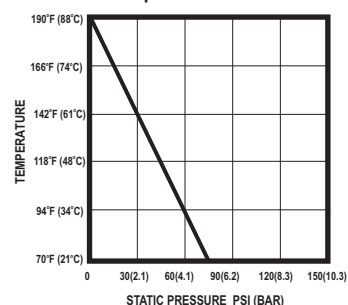
Dimensions:



R-300 Series

Model	Pipe Size	A	B
R-315	1-1/2"	6"	2-7/16"
R-320	2"	6"	2-7/16"
R-325	2-1/2"	6"	2-7/16"

Maximum Temperature vs. Pressure



Model Number Matrix:



NOTE: See available models below.

Pipe Size, Flow Range, and Display Model Options:

MODELS

Display in U.S. Gallons per Minute

Model	Pipe Size	Gallons per Minute
R-315	1-1/2"	10 to 70
R-320	2"	20 to 120
R-325	2-1/2"	30 to 150